

**C90GT-SERIES
WITH EPIC**

**RAISBECK'S EPIC PERFORMANCE
FOR YOUR C90GTx, C90GTi & C90GT**

***UNSURPASSED PERFORMANCE,
QUIETNESS & RAMP PRESENCE***



RAISBECK'S EPIC PACKAGE
(Factory-standard on new C90GTx)

- *Swept Blade Turboprop Propellers*
- *Dual Aft Body Strakes*
- *Raisbeck Gross Weight Increase to 10,500 lbs (C90GTi, C90GT)*
- *FAA-Certified AFMS (with or without winglets)*



PERFORMANCE & PRESTIGE

THE RAISBECK EPIC ELEMENTS

Raisbeck/Hartzell Swept Blade Turbofan Propellers



- Quiet—1750 RPM cruise
- Powerful—96" diameter
- Affordably made of aluminum
- TBO—4,000 hours/6 years
- FAA-Certified short-field performance
- Outstanding ramp presence

FAA-Approved Airplane Flight Manual Supplement



- Fully certified and FAA-Approved
- Includes full takeoff, climb, cruise, approach and landing data
- All FAA certification at Beechcraft or Raisbeck Increased Gross Weight
- Available online at www.raisbeck.com

Dual Aft Body Strakes



- Enhanced directional stability—lower V_{MC}
- Reduced drag—increased cruise speed
- Improved passenger ride quality
- 21st Century profile

Optional Crown Wing Lockers



(Not required for EPIC Performance)

- Take advantage of your Increased Gross Weight
- Return your cabin to your passengers
- Certified for 600 lbs in 17 cubic feet

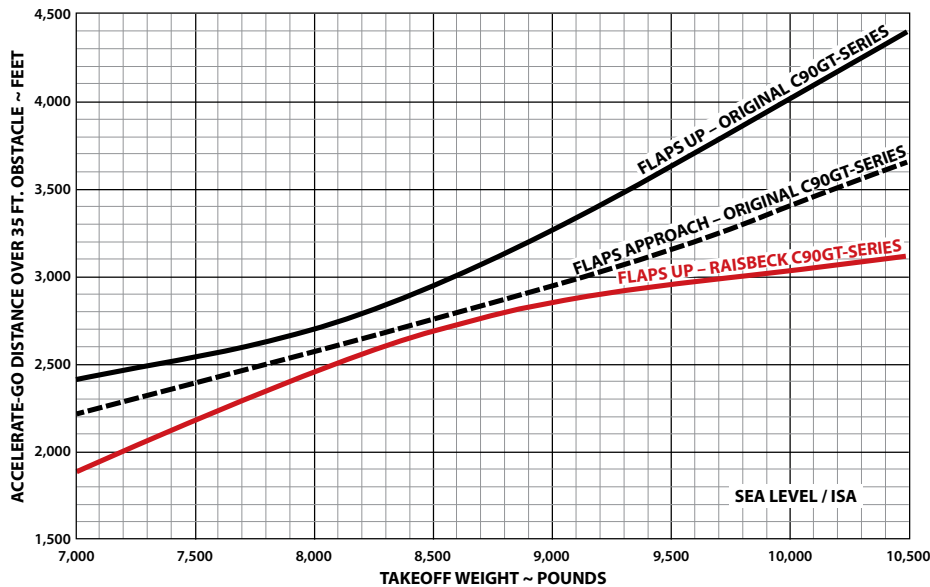
OPERATIONAL FLEXIBILITY YOU CAN USE

PERFORMANCE: RAISBECK-EQUIPPED vs. ORIGINAL C90GT-SERIES

CONFIGURATION	ORIGINAL	RAISBECK	IMPROVEMENT
Takeoff Performance (MTOW, Flaps UP)			
Takeoff Distance (SL, ISA) ~ ft	3,240	1,980	1,260 ft less runway
Accelerate-Stop (SL, ISA) ~ ft	4,200	3,690	510 ft less runway
Accelerate-Go (SL, ISA) ~ ft	4,390	3,110	1,280 ft less runway
Landing Performance (MLW, SL, ISA, Flaps DOWN)			
Landing Distance without Reverse ~ ft	2,510	2,100	410 ft less runway
Landing Distance with Reverse ~ ft	2,350	1,600	750 ft less runway
Noise (Part 36 / ICAO) ~ dB(A)	76.0	74.8	1.2 dB(A) quieter
Propeller Diameter ~ in	90	96	6" larger diameter

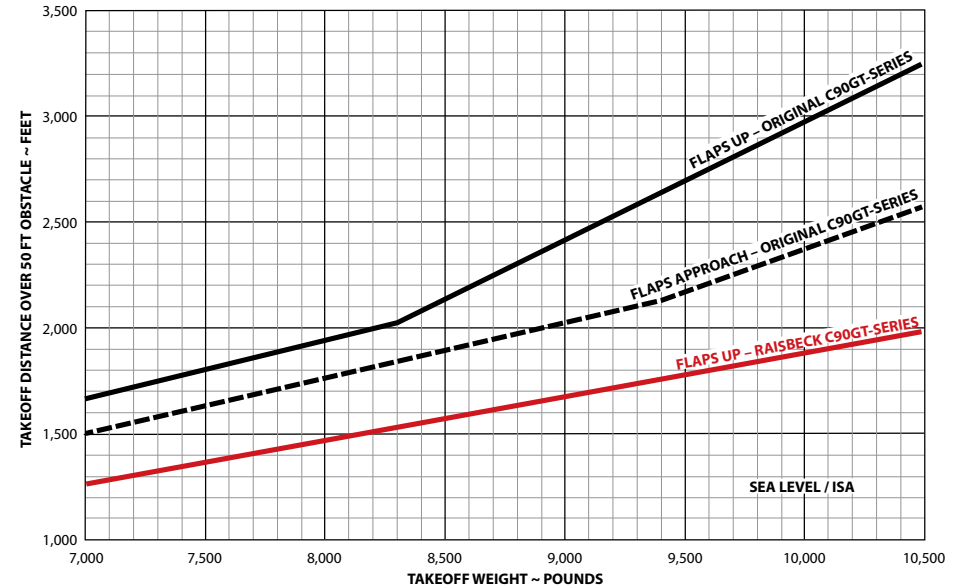
In addition, climb rate to cruise altitude is increased a full 10%.

ACCELERATE-GO: RAISBECK-EQUIPPED vs. ORIGINAL C90GT-SERIES



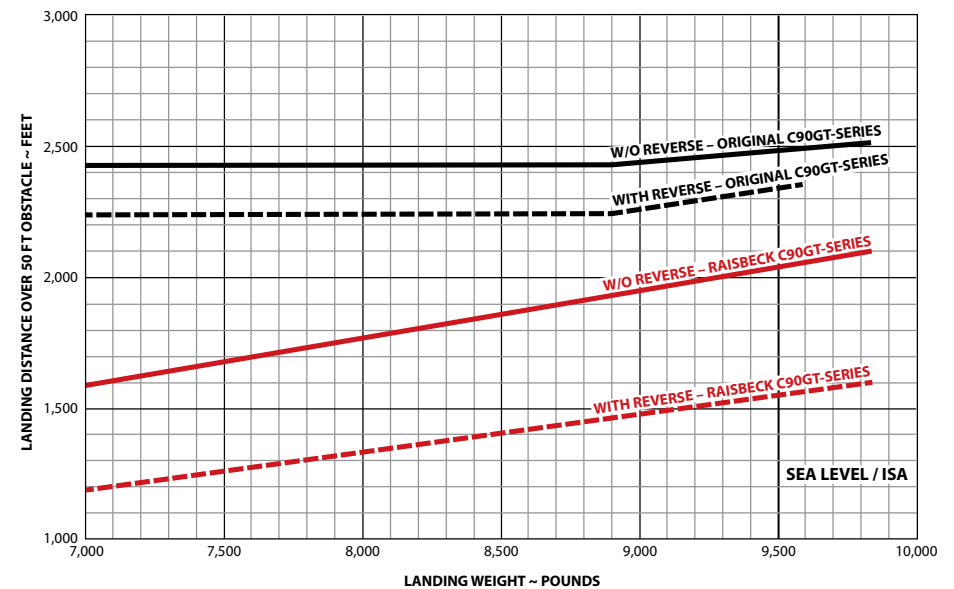
- Increased thrust from our new Swept Blade Props provide large reductions in required airport runway lengths
- Safe single-engine, flaps-up climb performance at heavy weights

TWIN-ENGINE TAKEOFF: RAISBECK-EQUIPPED vs. ORIGINAL C90GT-SERIES



- Flaps-Up Takeoff Gross Weight is increased by 2,200 lbs from 2,000 ft runway
- Greatly increased number of smaller airports are now safely available to you

LANDING DISTANCE: RAISBECK-EQUIPPED vs. ORIGINAL C90GT-SERIES



- Swept Blade Propellers reduce landing roll, both with and without prop reverse

RAISBECK ENGINEERING'S C90GT-SERIES* EPIC PERFORMANCE PACKAGE

Simply more of what you bought your King Air for!



* Includes Blackhawk PT6A-135A Aircraft

Offered for purchase and installation from all Hawker Beechcraft and Cessna Citation Service Centers, and our independent Authorized Dealers worldwide.

info@raisbeck.com
(800) 537-7277
(206) 723-2000
www.raisbeck.com



INTERNATIONAL
PROPELLER
SERVICE

bob@ipsl.aero
(402) 858-6346
www.ipsl.aero